










## 各級功課安排 (第三期)

科目	中三級																				
中文	<p>1. HyRead 電子書閱讀報告(內容大要不多於 100 字，讀後感不少於 500 字)</p> <table border="1" style="width: 100%; border-collapse: collapse; margin-bottom: 10px;"> <thead> <tr> <th style="width: 50%;">HyRead 電子書 (五選一)</th> <th style="width: 50%;">圖書分類</th> </tr> </thead> <tbody> <tr> <td>1. 《紅豆糕的歲月》</td> <td>文學→散文</td> </tr> <tr> <td>2. 《美言一百》</td> <td>語言→中文學習</td> </tr> <tr> <td>3. 《寫好記敘文》</td> <td>語言→翻譯寫作</td> </tr> <tr> <td>4. 《飢餓遊戲》</td> <td>文學→推理驚小說</td> </tr> <tr> <td>5. 《為了與你相遇》</td> <td>文學→歐美文學</td> </tr> </tbody> </table> <p>** (題目及提示見 S3 中文科谷歌教室) [請同學 11/3 繳交至 S3 中文科谷歌教室]</p> <p>2. 閱讀單元三及單元四的學習簡報後，自行整理課文筆記及完成習作</p> <table border="1" style="width: 100%; border-collapse: collapse; margin-bottom: 10px;"> <thead> <tr> <th style="width: 70%;">功課內容</th> <th style="width: 30%;">繳交日期</th> </tr> </thead> <tbody> <tr> <td>1. 整理《念奴嬌》筆記及完成習作題</td> <td style="text-align: center;">3/3/2020</td> </tr> <tr> <td>2. 整理《天淨沙》筆記及完成習作題</td> <td style="text-align: center;">5/3/2020</td> </tr> <tr> <td>3. 整理《最苦與最樂》筆記及完成習作題</td> <td style="text-align: center;">9/3/2020</td> </tr> </tbody> </table> <p>** (題目及提示見 S3 中文科谷歌教室) [請同學分期繳交至 S3 中文科谷歌教室]</p>	HyRead 電子書 (五選一)	圖書分類	1. 《紅豆糕的歲月》	文學→散文	2. 《美言一百》	語言→中文學習	3. 《寫好記敘文》	語言→翻譯寫作	4. 《飢餓遊戲》	文學→推理驚小說	5. 《為了與你相遇》	文學→歐美文學	功課內容	繳交日期	1. 整理《念奴嬌》筆記及完成習作題	3/3/2020	2. 整理《天淨沙》筆記及完成習作題	5/3/2020	3. 整理《最苦與最樂》筆記及完成習作題	9/3/2020
HyRead 電子書 (五選一)	圖書分類																				
1. 《紅豆糕的歲月》	文學→散文																				
2. 《美言一百》	語言→中文學習																				
3. 《寫好記敘文》	語言→翻譯寫作																				
4. 《飢餓遊戲》	文學→推理驚小說																				
5. 《為了與你相遇》	文學→歐美文學																				
功課內容	繳交日期																				
1. 整理《念奴嬌》筆記及完成習作題	3/3/2020																				
2. 整理《天淨沙》筆記及完成習作題	5/3/2020																				
3. 整理《最苦與最樂》筆記及完成習作題	9/3/2020																				
英文	<p>1. Answer Checking</p> <ul style="list-style-type: none"> <li>■ Log into your Google Classroom (English) and download the answer keys from the Google Classroom.</li> <li>■ Check the answers you did for the exercises in the Anthology and Grammar Book.</li> <li>■ Submit your Anthology and Grammar Book for inspection when schooling resumes.</li> </ul> <p>2. Extensive Reading</p> <ul style="list-style-type: none"> <li>■ Read a fiction book of at least 80 pages. You may read the online readers available in the following website if you cannot access the Public Library: <ul style="list-style-type: none"> <li>◆ <a href="https://www.storiestogrowby.org/stories-for-kids/">https://www.storiestogrowby.org/stories-for-kids/</a></li> </ul> </li> </ul> <p>3. Quizzes: TSA Reading and Listening Papers (Mar 2 – 6)</p> <ul style="list-style-type: none"> <li>■ Use the links or scan the QR codes to complete the TSA Reading Paper and Listening Paper. You will have to complete the quizzes on or before 6 March, 23:59. No students can access them on 7 March 2020.</li> </ul> <table border="1" style="width: 100%; border-collapse: collapse; margin-top: 10px;"> <tbody> <tr> <td style="width: 33%; padding: 5px;"> <p><b>Reading Quiz (Mar 2 – 6)</b> Question &amp; Answer Book <a href="http://gg.gg/1920s3mkp23rqab">http://gg.gg/1920s3mkp23rqab</a></p> <div style="text-align: center;">  </div> </td> <td style="width: 33%; padding: 5px;"> <p>Reading Passages <a href="http://gg.gg/1920s3mkp23rrp">http://gg.gg/1920s3mkp23rrp</a></p> <div style="text-align: center;">  </div> </td> <td style="width: 33%; padding: 5px;"> <p><b>Listening Quiz (Mar 2 – 6)</b> Question &amp; Answer Book <a href="http://gg.gg/1920s3mkp23lqab">http://gg.gg/1920s3mkp23lqab</a></p> <div style="text-align: center;">  </div> </td> </tr> </tbody> </table>	<p><b>Reading Quiz (Mar 2 – 6)</b> Question &amp; Answer Book <a href="http://gg.gg/1920s3mkp23rqab">http://gg.gg/1920s3mkp23rqab</a></p> <div style="text-align: center;">  </div>	<p>Reading Passages <a href="http://gg.gg/1920s3mkp23rrp">http://gg.gg/1920s3mkp23rrp</a></p> <div style="text-align: center;">  </div>	<p><b>Listening Quiz (Mar 2 – 6)</b> Question &amp; Answer Book <a href="http://gg.gg/1920s3mkp23lqab">http://gg.gg/1920s3mkp23lqab</a></p> <div style="text-align: center;">  </div>																	
<p><b>Reading Quiz (Mar 2 – 6)</b> Question &amp; Answer Book <a href="http://gg.gg/1920s3mkp23rqab">http://gg.gg/1920s3mkp23rqab</a></p> <div style="text-align: center;">  </div>	<p>Reading Passages <a href="http://gg.gg/1920s3mkp23rrp">http://gg.gg/1920s3mkp23rrp</a></p> <div style="text-align: center;">  </div>	<p><b>Listening Quiz (Mar 2 – 6)</b> Question &amp; Answer Book <a href="http://gg.gg/1920s3mkp23lqab">http://gg.gg/1920s3mkp23lqab</a></p> <div style="text-align: center;">  </div>																			

#### 4. Composition (290 words)

The workload of students has been in the news recently. The Student Union wants your opinion about how to make school life easier for students and has sent out an email with some questions. Write an email to Jackie, the head of the Student Union, about your life as a student and how you think it could be made easier.

*Dear Students,*

*The Student Union has been very interested in the news recently about how difficult school life can be for students. We all have to deal with pressure of homework and exams, but are there ways to make it easier for students, parents and schools? We would like to know what your opinion is.*

- *What year level are you?*
- *Do you have too much homework?*
- *What adds pressure – homework, exams, parents' expectations...?*
- *Should there be a special homework timetable so that you can plan your evenings better?*
- *Do you want more study areas or special study lessons during the day so that you can meet with teachers and do homework?*
- *What other measures could be introduced to make your life easier?*

*Let us know what you think by writing an email. Include any other suggestions you may have that can help to improve the life of students at our school. We plan to take the suggestions to the next school council meeting.*

*Thanks so much,*

*Jackie*

*Head of the Student Union*

- ◆ You may use some of the ideas from the email and/or your own ideas in your writing.
- ◆ Write the email in about 290 words.
- ◆ Type your email. Use
  - Font type: *Calibri / Times New Roman / Arial*
  - Font size: *12*
  - Spacing: *1.5 or 2.0*
- \*Type your name, class, and class number at the top right-hand corner of the A4-sized paper.
- ◆ Upload it to Google Classroom (English) on or before 15 March.
- ◆ Print out the email and hand it in to your teacher when schooling resumes.

#### **Extra Learning Resources (Optional) (Starting from 4 Mar)**

##### **A. MySmartABC**

- ◆ Go to <https://www.mysmartedu.com>, choose MySmartABC as the platform, login and complete the English practice every day.
  - User Name: mkp+(your class)+(your class number) (e.g. mkp3a45)
  - Password: mkp+(your class)+(your class number) (e.g. mkp3a45)

	<p><b>B. MySmartReaders</b></p> <ul style="list-style-type: none"> <li>◆ Go to <a href="https://www.mysmartedu.com">https://www.mysmartedu.com</a>, choose MySmartReaders as the platform, login and read a book for at least 15 minutes every day. <ul style="list-style-type: none"> <li>● User Name: <u>mkp+(your class)+(your class number)</u> (e.g. mkp3a45)</li> <li>● Password: <u>mkp+(your class)+(your class number)</u> (e.g. mkp3a45)</li> </ul> </li> </ul>																					
<b>數學</b>	<p>Book 3B Ch 12 Introduction to Probability</p> <table border="1" style="width: 100%; border-collapse: collapse;"> <thead> <tr> <th style="width: 33%; text-align: center;">Topics</th> <th style="width: 33%; text-align: center;">Self Study</th> <th style="width: 33%; text-align: center;">Exercises</th> </tr> </thead> <tbody> <tr> <td colspan="3" style="text-align: center;"> <p><b>Please visit the following teaching videos with textbook:</b></p> <p><a href="https://www.youtube.com/playlist?list=PLOFP4Fzz93z9RIBfclCGwvud6_sqjH_Q">https://www.youtube.com/playlist?list=PLOFP4Fzz93z9RIBfclCGwvud6_sqjH_Q</a></p> </td> </tr> <tr> <td>Concept of Probability</td> <td style="text-align: center;">P. 3 – 11</td> <td style="text-align: center;">Ex. 12A # 1 – 10</td> </tr> <tr> <td>Further Problems on Probability</td> <td style="text-align: center;">P. 16 – 24</td> <td style="text-align: center;">Ex. 12B # 1 – 10</td> </tr> <tr> <td>Experimental Probability</td> <td style="text-align: center;">P. 28 – 33</td> <td style="text-align: center;">Ex. 12C # 1 – 10</td> </tr> <tr> <td>Expected Value</td> <td style="text-align: center;">P. 36 – 40</td> <td style="text-align: center;">Ex. 12D # 1 – 10</td> </tr> <tr> <td colspan="3" style="text-align: center;"> <p><b><u>Quizzes</u></b></p> <p><b><i>I) Complete Section Quiz 1 on <u>2 March 2020</u> on Google Classroom</i></b></p> <p><b><i>II) Complete Section Quiz 2 on <u>9 March 2020</u> on Google Classroom</i></b></p> </td> </tr> </tbody> </table> <p><i>*Students should hand in all exercises in classwork book</i></p>	Topics	Self Study	Exercises	<p><b>Please visit the following teaching videos with textbook:</b></p> <p><a href="https://www.youtube.com/playlist?list=PLOFP4Fzz93z9RIBfclCGwvud6_sqjH_Q">https://www.youtube.com/playlist?list=PLOFP4Fzz93z9RIBfclCGwvud6_sqjH_Q</a></p>			Concept of Probability	P. 3 – 11	Ex. 12A # 1 – 10	Further Problems on Probability	P. 16 – 24	Ex. 12B # 1 – 10	Experimental Probability	P. 28 – 33	Ex. 12C # 1 – 10	Expected Value	P. 36 – 40	Ex. 12D # 1 – 10	<p><b><u>Quizzes</u></b></p> <p><b><i>I) Complete Section Quiz 1 on <u>2 March 2020</u> on Google Classroom</i></b></p> <p><b><i>II) Complete Section Quiz 2 on <u>9 March 2020</u> on Google Classroom</i></b></p>		
Topics	Self Study	Exercises																				
<p><b>Please visit the following teaching videos with textbook:</b></p> <p><a href="https://www.youtube.com/playlist?list=PLOFP4Fzz93z9RIBfclCGwvud6_sqjH_Q">https://www.youtube.com/playlist?list=PLOFP4Fzz93z9RIBfclCGwvud6_sqjH_Q</a></p>																						
Concept of Probability	P. 3 – 11	Ex. 12A # 1 – 10																				
Further Problems on Probability	P. 16 – 24	Ex. 12B # 1 – 10																				
Experimental Probability	P. 28 – 33	Ex. 12C # 1 – 10																				
Expected Value	P. 36 – 40	Ex. 12D # 1 – 10																				
<p><b><u>Quizzes</u></b></p> <p><b><i>I) Complete Section Quiz 1 on <u>2 March 2020</u> on Google Classroom</i></b></p> <p><b><i>II) Complete Section Quiz 2 on <u>9 March 2020</u> on Google Classroom</i></b></p>																						
<b>通識</b>	<table border="1" style="width: 100%; border-collapse: collapse;"> <thead> <tr> <th style="width: 70%; text-align: center;">自學及功課內容</th> <th style="width: 15%; text-align: center;">呈交日期</th> <th style="width: 15%; text-align: center;">形式</th> </tr> </thead> <tbody> <tr> <td>1. 時事周記(五)_(3/3-9/3)</td> <td style="text-align: center;">9/3</td> <td style="text-align: center;">Google Form</td> </tr> <tr> <td>2. 自學課本課題 6，並完成課本 P.85_傳統家庭觀念逐個捉</td> <td style="text-align: center;">13/3</td> <td style="text-align: center;">***</td> </tr> <tr> <td>3. 收到關於中國傳統家庭的短片並回答問題。 (影片連結在內聯網) ● 概念通通識-傳統與現代 ● 概念通通識-家庭觀念與功能</td> <td style="text-align: center;">13/3</td> <td style="text-align: center;">Google Form / Edpuzzle</td> </tr> <tr> <td>4. 自學課本課題 6，完成作業課題 6，P.40-45。</td> <td style="text-align: center;">16/3</td> <td style="text-align: center;">***</td> </tr> <tr> <td>5. 時事周記(六)_(10/3-16/3)</td> <td style="text-align: center;">16/3</td> <td style="text-align: center;">Google Form</td> </tr> <tr> <td colspan="3" style="text-align: center;">***把功課素描/拍照並上載至 e-class/Whatsapp Group/Google Classroom</td> </tr> </tbody> </table>	自學及功課內容	呈交日期	形式	1. 時事周記(五)_(3/3-9/3)	9/3	Google Form	2. 自學課本課題 6，並完成課本 P.85_傳統家庭觀念逐個捉	13/3	***	3. 收到關於中國傳統家庭的短片並回答問題。 (影片連結在內聯網) ● 概念通通識-傳統與現代 ● 概念通通識-家庭觀念與功能	13/3	Google Form / Edpuzzle	4. 自學課本課題 6，完成作業課題 6，P.40-45。	16/3	***	5. 時事周記(六)_(10/3-16/3)	16/3	Google Form	***把功課素描/拍照並上載至 e-class/Whatsapp Group/Google Classroom		
自學及功課內容	呈交日期	形式																				
1. 時事周記(五)_(3/3-9/3)	9/3	Google Form																				
2. 自學課本課題 6，並完成課本 P.85_傳統家庭觀念逐個捉	13/3	***																				
3. 收到關於中國傳統家庭的短片並回答問題。 (影片連結在內聯網) ● 概念通通識-傳統與現代 ● 概念通通識-家庭觀念與功能	13/3	Google Form / Edpuzzle																				
4. 自學課本課題 6，完成作業課題 6，P.40-45。	16/3	***																				
5. 時事周記(六)_(10/3-16/3)	16/3	Google Form																				
***把功課素描/拍照並上載至 e-class/Whatsapp Group/Google Classroom																						
<b>普通話</b>	<p>1. 瀏覽教學簡報，完成第四課 WS</p> <p>2. 課文詞語</p> <p><b>*以上功課須於 9/3 繳交</b></p>																					
<b>地理</b>	<p>1. Self study unit 2</p> <p>Finish WB unit 2 p. 6-9</p>																					
<b>物理</b>	<p>請同學登入 google classroom，查看內裡的指使和工作紙，觀看影片並在 31/3 前完成工作紙</p>																					

生物	<p>中三生物科會於 Google Classroom 繼續發放網上學習影片 ( 大約每星期一至兩個 )，學生需就影片內容，完成附帶的工作紙及製作筆記。</p> <p>註：老師會於 Google Classroom 發出指示及提示訊息，同學請於手機中安裝 Google Classroom app 及登入，以便收到提示訊息</p>												
化學	<p>1. For the chem reading report given in the 1st round homework, students should submit the A4 paper with content (on both sides) on google classroom. You can send the word document or take photo to the google classroom. The deadline for all F.3 classes will be on 6th Mar, 2020.</p> <p>2. Students have to learn chem note p.33-38 through watching the videos on google classroom and complete the questions on p33-38. Students can take photos of p33-38 and submit on google classroom. The deadline will be on 12th Mar, 2020.</p> <p>(If students have not brought chem note to home, you can download the pages from the google classroom and print them out. If you do not have printer, you can write down your answers on blank A4 papers)</p>												
歷史	Please refer to the Google Classroom: F.3 History for further information.												
中史	<p>1. 自學筆記</p> <p>2. 完成課題練習 ( 黃色螢光筆的評論題，不用做 )</p>												
電腦	<table border="1" data-bbox="280 1037 1461 1238"> <thead> <tr> <th data-bbox="280 1037 647 1088">Topics</th> <th data-bbox="647 1037 935 1088">Self Study</th> <th data-bbox="935 1037 1461 1088">Exercises</th> </tr> </thead> <tbody> <tr> <td data-bbox="280 1088 647 1144">Pascal programming</td> <td data-bbox="647 1088 935 1144">Chapter 1</td> <td data-bbox="935 1088 1461 1144">Chapter 1 Q3 and Q4</td> </tr> <tr> <td data-bbox="280 1144 647 1182"></td> <td data-bbox="647 1144 935 1182">Chapter 2</td> <td data-bbox="935 1144 1461 1182">Chapter 2 P.1</td> </tr> <tr> <td colspan="3" data-bbox="280 1182 1461 1238"><i>Students should log into Google Classroom for accessing study notes and exercises.</i></td> </tr> </tbody> </table>	Topics	Self Study	Exercises	Pascal programming	Chapter 1	Chapter 1 Q3 and Q4		Chapter 2	Chapter 2 P.1	<i>Students should log into Google Classroom for accessing study notes and exercises.</i>		
Topics	Self Study	Exercises											
Pascal programming	Chapter 1	Chapter 1 Q3 and Q4											
	Chapter 2	Chapter 2 P.1											
<i>Students should log into Google Classroom for accessing study notes and exercises.</i>													
視覺藝術	閱讀簡報 (請同學自行閱讀簡報，參考簡報內的作品，創作一份拼貼作品，並於 16/3 繳交，稍後通知同學繳交功課方法。)												
宗教	<p>《信仰無添加 3》第一集：基督徒如何面對苦難，天災人禍？</p> <p><a href="https://youtu.be/1iJh6fNjEBc">https://youtu.be/1iJh6fNjEBc</a></p> <p>觀賞以上影片，並以禱文形式作個人反思 ( 約 200 字 )。</p>												